

# Introduction to Safety and Facilities at GSIS

October 2023

# GSIS Building

(Completed in March 2001)

情報科学研究科研究実験棟  
(2001.3竣工)



- 8 stories with floor space of 8,133m<sup>2</sup>  
(8階建8,133m<sup>2</sup>)

The Touzai-line of the Sendai City Subway opened about five years ago.







地下鉄 有明山駅  
Subway Ariyama Station



# GSIS Building(s)

● 21 divisions (mainly math, biology, human and social sciences) out of 38 are housed in this main building.

情報棟には4専攻から基幹38分野中21分野のみが入居している。

● The remaining divisions are located in other buildings on Aobayama Campus, as in the map of the next slide.

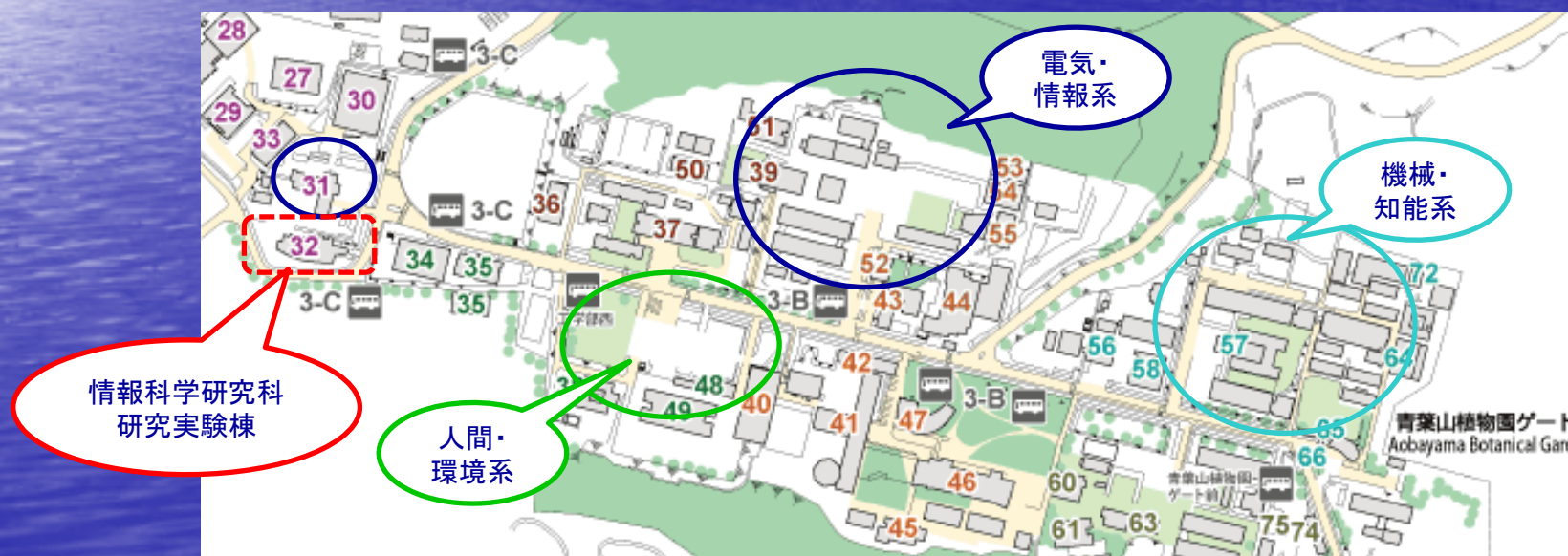
残りの17分野は青葉山キャンパスの別の複数の建物に分散。

● The **2nd GSIS Bldg.** is in the planning stage.

引き続き**第2棟整備**を要求中

- 情報科学研究科研究実験棟以外の場所にある分野(基幹講座)

- 機械・知能系: 5分野(1,067m<sup>2</sup>)
- 電気・情報系: 10分野(2,539m<sup>2</sup>)
- 人間・環境系: 3分野(1,080m<sup>2</sup>)





Commute by subway is recommended.

通学はなるべく地下鉄で

Because of the opening of the subway, and because of the shortage in the space of parking, commute by car is essentially limited to office workers, professors, and students in the doctoral course who live more than 2km away from the campus.

If you are a doctoral course student and want to come to the Aobayama campus by your own car, you have to pay 500 yen per month for the parking fee.

**Regular Inspection** by an industrial doctor and a safety administrator: Each office is required to promptly correct problems pointed out, such as complex wiring and obstructed doorways.

**事業場巡視**(産業医・安全衛生管理者が定期的に巡回し, 問題点を指摘)

→タコ足配線, キャビネット類の固定, 出入口確保

The **Evacuation Drill** is scheduled in the fall every year.

**避難訓練を毎年秋に実施**



Smoking is completely prohibited in all the campuses in Tohoku University.

キャンパス内は全面禁煙。

Sidewalks adjacent to a university building are also included in the campus, which means that you cannot smoke on a sidewalk adjacent to a university building.

キャンパスに接する歩道もキャンパス敷地内。

Complaints are coming from the passers-by.

A few fires due to a thrown cigarette have occurred in the past.

# Tohoku University Safety Confirmation System

## (1) Reason for implementation

Tohoku University confirms the safety of all students and staff in the event of major disasters.

The university decided to implement the Safety Confirmation System, which uses e-mail to efficiently and smoothly ascertain safety.

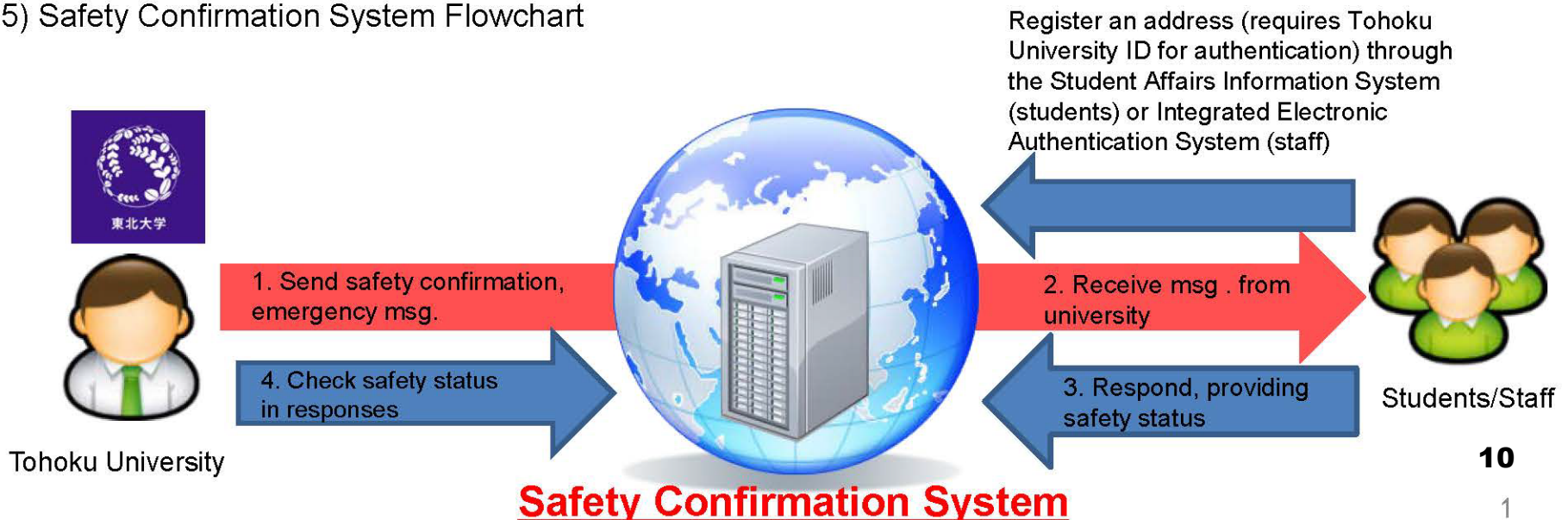
## (2) Date implemented: October 2014~

## (3) Eligibility: All students/staff

## (4) Description of system

1. Safety confirmation and emergency messages are sent from the university in the event of a disaster.
2. Messages are sent to the e-mail address you registered.
3. Follow the instructions in the message and contact the university.

## (5) Safety Confirmation System Flowchart

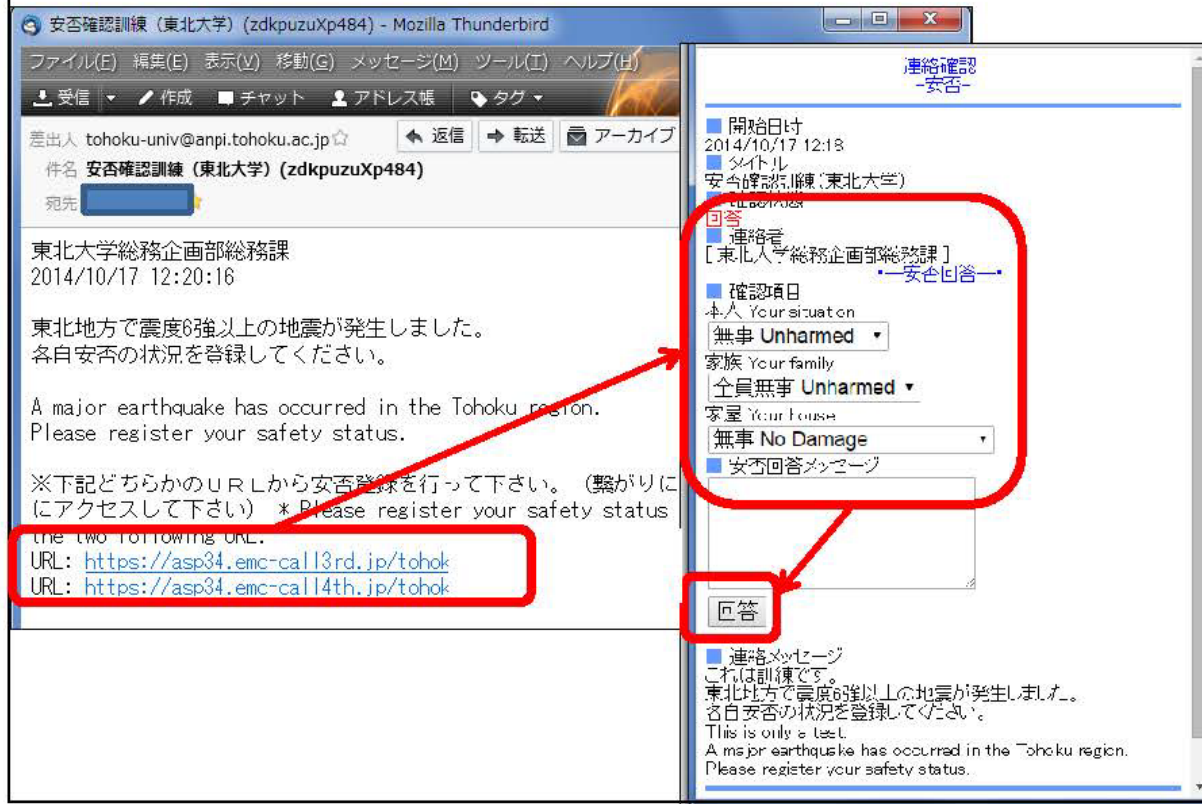




## 1

# Tohoku University Safety Confirmation System

## (2) How to respond to e-mailed safety confirmation messages (example)



Click URL in the message's text.



Select responses for each item.



Click the Respond (回答) button.



**Safety confirmation  
response is complete**

Basic operations also same for  
mobile/smart phones.

You can respond through the official app  
too.

## (3) Other

1. The sender's address will appear as tohoku-univ@anpi.tohoku.ac.jp  
Adjust your mail settings so you can receive messages from this domain.
2. If you receive no messages:
  - Is your in-box full? → Free some space in your in-box.
  - Is the message still on the mail server? → Run "Check for new messages" etc. on your mail client.
  - Do you have a mail filter? → Add the domain to your filter's whitelist.



# Tohoku University Safety Confirmation System

## (4) How to register via the official app

緊急連絡/安否確認システム  
**エマージェンシーコール**

サーバアクセス用のURL, ユーザID, パスワードを入力してください。

URL(1) https://	ホスト名/企業コード
URL(2) https://	ホスト名/企業コード
ユーザID	ユーザID
パスワード	パスワード

ユーザIDとパスワードを保存 ☒

次回以降、ユーザIDとパスワードの入力を省略する場合はオンにしてください。  
(この設定はログイン後に反映されます)

登録 / ログイン

Download and install the free Emergency Call (エマージェンシーコール) app from the Apple App or Google Play Store. When configuring the connection settings, enter your Tohoku University ID and password to receive notifications from the app. **(If you change your Integrated Electronic Authentication System password, please change the password in the app as well.)**

1. On the initial configuration screen, enter the below links, shown in blue, for URL (1) and URL (2).

URL (1): <https://asp34.emc-call3rd.jp/tohoku-univ>

URL (2): <https://asp34.emc-call4th.jp/tohoku-univ>

2. Enter your Tohoku University ID and password, then tap the "Register" button.

**\* We recommend turning on "Save user ID and password."**

(3) The notification history screen will be displayed. This concludes initial setup.

(If you have no notification history, the screen will be blank.)

## How to respond through the



\*The format of notifications may differ depending on your device and settings.

Tap the received notification, or tap the app icon to start it, and enter your responses.

## The drill for the Safety Confirmation System

The drill for Tohoku University Safety Confirmation System will be held twice a year (in early summer and in autumn). As you will receive an email from the system at noon, please answer whether you are safe or not, as a reply to the email.

全学一斉安否情報登録訓練が、年に二回（春／秋）行われます。正午にメールが届くので、必ず回答してください。



## Network services and technical support available.

- You can have access to the wireless LAN services (called **EDUROAM**) in any building on the Aobayama campus.

- If you have any trouble about the network system in this building, you can refer to **technical support website:**

**<https://www.is.tohoku.ac.jp/websupport/>**

**or technical support mail service:**

**[support@is.tohoku.ac.jp](mailto:support@is.tohoku.ac.jp)**

**(only in Japanese)**

# Committee for the Ethics of Human Subject Research 人間対象研究倫理審査委員会

- GSIS has established Committee for the Ethics of Human Subject Research.
- If you do a human subject research in the field of psychology, physiology, medical science, pharmacy, human genome science, etc., you need to submit a designated application to the committee, at least about one month before the start of your research.
- Relevant national laws, the Tohoku University guideline, the GSIS formats for application, and samples are available on the following website:  
<http://www.is.tohoku.ac.jp/jp/activity/ethics/>